





Existing VideometerLab instruments may be modified to include the UV range from 254 – 365 nm.



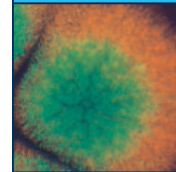
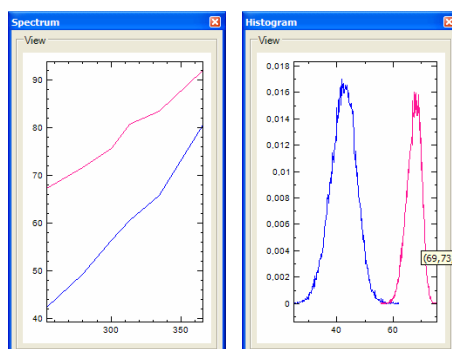

VideometerLab UV

Multispectral UV vision for laboratory analysis

VideometerLab UV is a vision-based laboratory equipment designed for fast and accurate diffuse reflectance measurements in the UV range covering both UV-A, UV-B and UV-C. Long-time exposure is available for low level intensity applications with state of the art calibration ensuring images of high reproducibility.

Application examples

- Low UV wavelengths emphasize physical characteristics like micro scratches, fibers and other surface structures. The UV vision technology facilitates accurate analysis of tiny physical product failures
- Recognition of materials as UV absorption differs extensively. As example quartz is transparent in UV light where glass appears black
- Distribution and concentration of food ingredients with different UV absorption levels, sugar and salt shown in fig. 1
- Quantification of fat, connective tissue and muscle tissue in meat or other compositional analysis of food products.



The VideometerLab UV may be configured to include 20 visible wavelengths in the range of 400 to 1000 nm.

